




Examples of Children's Learning:

Year Three Term 1 September 2023: Drawing

Term 1
Drawing: Paul Tomlinson



Our Learning Journey:

1. Explore life and work of Paul Tomlinson. Identify vanishing points in work.
2. Draw 3D shapes, cuboids, cubes, pyramids and cylinders.
3. Combine shapes to make a drawing and identify shapes in other artists work.
4. Add more detail to the 3D shapes and draw them from different angles.
5. Identify, and draw, horizon line and vanishing point.
6. Draw an urban landscape, and evaluate your drawing.

Our Outcome: To draw an urban landscape.

The Big Six Vocabulary:

| | |
|---|-----------------|
| Horizon line | Vanishing Point |
| 3D shapes (sphere, cube, cuboid, pyramid) | Isometric Paper |

Lesson 1:

Monday 11 September 2023


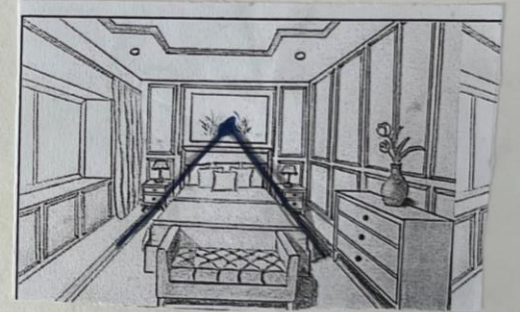
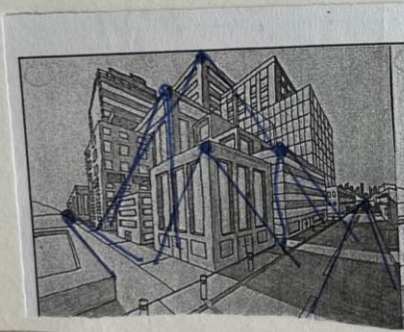


KL, What do we know about Paul Tomlinson?

He did lots of travelling.
He likes to take pictures of birds.
He lives in Oxfordshire.
Tomlinson likes to paint the main building to draw your attention to it.


Monday 18th September

KL Identify vanishing points.



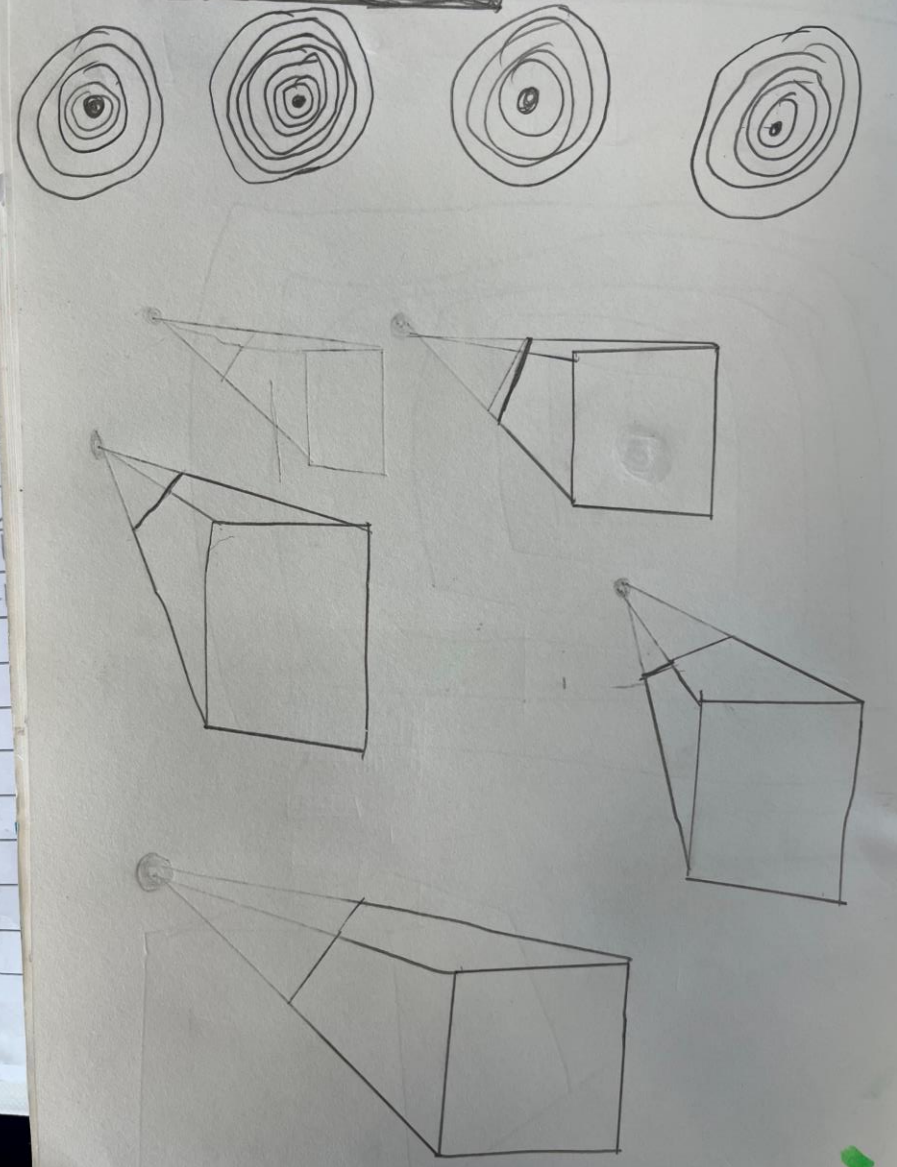
Lesson 2:

25.09.23
kl' Drawing cubes and cupoids.



Lesson 3:

02.10.23
kl' Drawing 3D shapes



Lesson 4:

KL. I can use the vanishing point to complete a 3D sketch.



Monday 16th October, 2023. KL. I can sketch my own
urban landscape.

